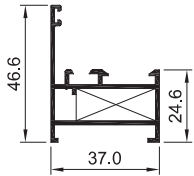



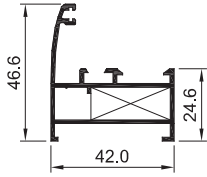



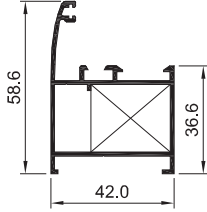



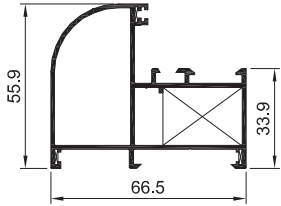



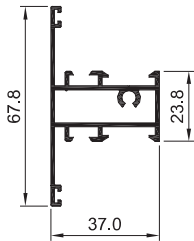



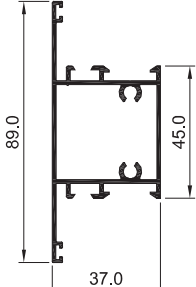



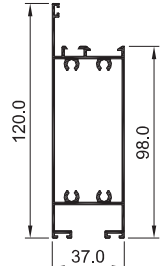



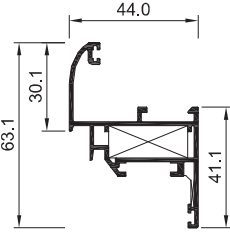


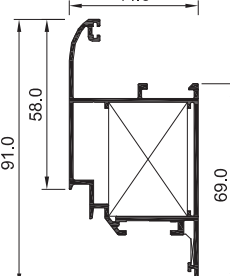


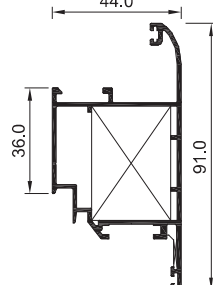




M977	RAM W=592 gr/m	Spojnica	(A)/(E)/(T)	Guma	Centralna guma Gumeni uglič
		Ⓢ 140-11-260-00	-----	220-00-930-03  200-06-860-01 	210-00-950-01 
M947	RAM W=650 gr/m	Spojnica	(A)/(E)/(T)	Guma	Centralna guma Gumeni uglič
		Ⓢ 140-11-260-00	-----	220-00-930-03  200-06-860-01 	210-00-950-01 
M957	RAM W=733 gr/m	Spojnica	(A)/(E)/(T)	Guma	Centralna guma Gumeni uglič
		Ⓒ 113-23-270-00 Ⓢ 140-00-219-00	-----	220-00-930-03  200-06-860-01 	210-00-950-01 
M978	RAM W=1069 gr/m	Spojnica	(A)/(E)/(T)	Guma	Centralna guma Gumeni uglič
		Ⓢ 140-00-219-00	Ⓐ 180-19-000-00	220-00-930-03  200-06-860-01 	210-00-950-01 
M953	T PROFIL W=778 gr/m	Spojnica	(A)/(E)/(T)	Guma	Centralna guma Gumeni uglič
		-----	-----	220-00-930-03  200-06-860-01 	210-00-950-01 

* C - CRIMP CLEAT (PRESOVANI SPOJ) , *S - SPRING CLEAT (MAŠINSKI-IMBUS SPOJ) , *N - NAIL CLEAT (SPOJ SA KLINOM)

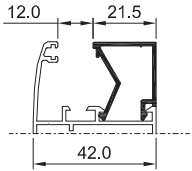
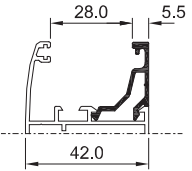
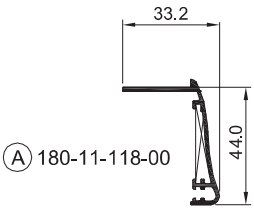
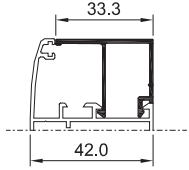
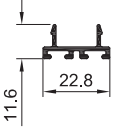
* A - ALIGNMENT CORNER (NIVELACIONA SPOJNICA) , * T - TRANSOM CLEAT (SPOJNICA PREČKE) *E - END CAP (ZAVRŠNI POKLOPCI)

M954	T PROFIL W=978 gr/m	Spojnica	(A) / (E) / (T)	Guma	Centralna guma Gumeni ugljić
		-----	-----	220-00-930-03  <hr/> 200-06-860-01 	210-00-950-01  <hr/>
M984	PARAPET W=1395 gr/m	Spojnica	(A) / (E) / (T)	Guma	Centralna guma Gumeni ugljić
		-----	-----	220-00-930-03  <hr/> 200-06-860-01 	210-00-950-01  <hr/>
M991	KRILO W=765 gr/m	Spojnica	(A) / (E) / (T)	Guma	Centralna guma Gumeni ugljić
		S 140-11-260-00	A 180-20-000-00	220-63-000-01  <hr/> 200-06-860-01 	-----
M992	KRILO W=1001 gr/m	Spojnica	(A) / (E) / (T)	Guma	Centralna guma Gumeni ugljić
		S 120-38-260-00 C 113-38-266-00	A 180-20-000-00	220-63-000-01  <hr/> 200-06-860-01 	-----
M966	KRILO W=992 gr/m	Spojnica	(A) / (E) / (T)	Guma	Centralna guma Gumeni ugljić
		S 120-38-260-00 C 113-38-266-00	A 180-20-000-00	220-00-930-03  <hr/> 200-06-860-01 	-----

* C - CRIMP CLEAT (PRESOVANI SPOJ), * S - SPRING CLEAT (MAŠINSKI-HMBUS SPOJ), * N - NAIL CLEAT (SPOJ SA KLINOM)

* A - ALIGNMENT CORNER (NIVELACIONA SPOJNICA), * T - TRANSOM CLEAT (SPOJNICA PREČKE) * E - END CAP (ZAVRŠNI POKLOPCI)

M964	LAŽNA PREČKA W=740 gr/m	Spojnica	(A) / (E) / (T)	Guma	Centralna guma Gumeni uglič
	-----	(E) 300-00-964-00 	220-00-930-03	210-00-950-01	
M944	LAŽNA PREČKA W=772 gr/m	Spojnica	(A) / (E) / (T)	Guma	Centralna guma Gumeni uglič
	-----	(E) 300-00-944-00 	220-00-930-03	210-00-950-01	
M972	ADAPTER PROFIL W=509 gr/m	Spojnica	(A) / (E) / (T)	Guma	Centralna guma Gumeni uglič
	-----	(E) 310-00-972-03 	250-11-170-01	210-00-950-01	
M948	ADAPTER PROFIL W=549 gr/m	M976	ADAPTER PROFIL W=317 gr/m	T50	ADAPTER PROFIL W=617 gr/m
M9316	POGONSKI PROFIL W=135 gr/m	M9317	OKAPNICA W=180 gr/m	M11116	OKAPNICA W=184 gr/m
	(E) 310-09-317-03 (CRNI)	(E) 310-11-116-02 (BELI)			
		(E) 310-11-116-03 (CRNI)			

M945 LAJSNA STAKLA W=278 gr/m	M946 LAJSNA STAKLA W=223 gr/m	M11118 DEKORATIVNI PROFIL W=324 gr/m
		
M956 LAJSNA STAKLA W=306 gr/m	M998 ADAPTER PROFIL W=192 gr/m	
		

OSTALI SISTEMSKI PRIBOR

GUME	OPIS	JED. MERE	MATERIJAL
200-08-002-01	P2 BMP UNUTRAŠNJA GUMA ZA STAKLO 2mm	m	EPDM
200-08-003-01	P3 BMP UNUTRAŠNJA GUMA ZA STAKLO 3mm	m	EPDM
200-08-004-01	P4 BMP UNUTRAŠNJA GUMA ZA STAKLO 4mm	m	EPDM
200-08-005-01	P5 BMP UNUTRAŠNJA GUMA ZA STAKLO 5mm	m	EPDM
200-08-006-01	P6 BMP UNUTRAŠNJA GUMA ZA STAKLO 6mm	m	EPDM
200-08-007-01	P7 BMP UNUTRAŠNJA GUMA ZA STAKLO 7mm	m	EPDM
200-08-008-01	P8 BMP UNUTRAŠNJA GUMA ZA STAKLO 8mm	m	EPDM
200-08-010-01	P10 BMP UNUTRAŠNJA GUMA ZA STAKLO 10mm	m	EPDM

ČETKICE	OPIS	JED. MERE	MATERIJAL
620-69-100-04	BRUSH 10 (ČETKICA 10 mm SIVA)	m	poliamid
620-69-118-04	BRUSH 18 (ČETKICA 18 mm SIVA)	m	poliamid

OSTALO	OPIS	JED. MERE	MATERIJAL
290-00-003-00	MO 90.03 RAVNI PODMETAČ ZA STAKLO 3mm BRAON	kom	PVC
290-00-005-00	MO 90.05 RAVNI PODMETAČ ZA STAKLO 5mm CRNI	kom	PVC
310-11-501-02	MO 11.50.10 W POKLOPAC DRENAŽNOG OTVORA BELI	kom	poliamid
310-11-501-03	MO 11.50.10 B POKLOPAC DRENAŽNOG OTVORA CRNI	kom	poliamid
310-11-501-04	MO 11.50.10 G POKLOPAC DRENAŽNOG OTVORA SIVI	kom	poliamid
470-11-839-00	MO 11.08.39 KLIN ZA SPOJNICE O4.5 X 7.1mm	kom	Al

* C - CRIMP CLEAT (PRESOVANI SPOJ) , *S - SPRING CLEAT (MAŠINSKI-HIMBUS SPOJ) , *N - NAIL CLEAT (SPOJ SA KLINOM)

* A - ALIGNMENT CORNER (NIVELACIONA SPOJNICA) , * T - TRANSOM CLEAT (SPOJNICA PREČKE) *E - END CAP (ZAVRŠNI POKLOPCI)